

Senior Showcase Outline



Table of Contents:

P 2. Purpose & FAQs (*frequently asked questions*)

P 3. What you'll need

P 4. Presentation expectations

P 5-6. Project Rubric & Descriptions

P 7-9. Project Example(s)

FAQs

Purpose

The senior showcase was created to replace the traditional “senior project.” The event is meant to showcase student interests and post-high school plans in a manner that improves communication skills.

How?

Over the course of two consecutive evenings (*each student is only required to attend once*), seniors will present their findings at a “fair” type event, dressing in appropriate attire and using tri fold displays. Think of it as a research gallery walk.

When?

Currently, the showcase events are scheduled for **Tuesday, May 28**, and **Thursday, May 30** beginning each evening **at 6:30**.

When should I show up?

Students should plan on showing up at least 30 minutes before the showcase begins.

Where?

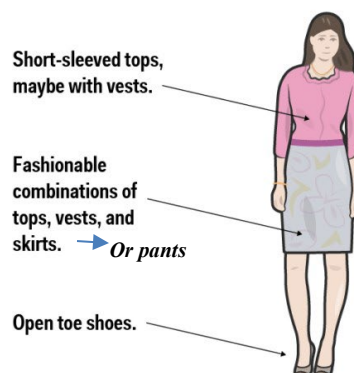
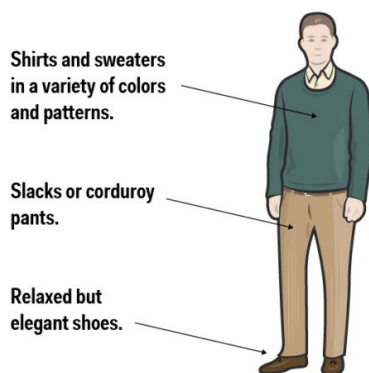
This event will take place in the PHS aux gym.

Project prepping?

I have built preparation time into our class schedule before the showcase event. You will be given large amounts of class time to work on your showcase presentation. *Use this time wisely!*

What you'll need:

1. A **48 in x 36 in trifold** (these are inexpensive and can be purchased at numerous locations including Walmart, some dollar stores, etc.)
 - **Career Choices will provide some additional materials**
2. Business casual dress including...
 - a. shirt, sweater, jacket, etc.
 - b. dressier bottoms including slacks, khakis, skirts, etc.
 - c. dressier shoes including solid colors, materials, and open/close-toed
 - d. hair that is well groomed and presentable
 - e. appropriate jewelry and accessories that compliment your clothing (ex: earrings, ties, socks, necklaces, hair pieces, etc.)



3. You'll need to have these class items completed for your presentation:
 - a. Career Exploration Part 1 and 2
 - b. Personality Synthesis Project
 - c. Career Interest Interview Project
 - d. At least TWO (2) possible career path after high school
 - e. Personal Ethics Statement 3-2-1 and The Nudge
 - f. Post High School Plans/Goals

***More information on A-F above are available on google classroom

Presentation Expectations

1. Quality
 - a. Each senior presentation needs to be of a certain quality, and will be scored according to the attached rubric
 - b. Unpresentable products will not be accepted or allowed to participate in the showcase and thereby not gradable
 - c. Please take this project seriously as it is your class final and is meant to replace the previous senior project

2. Organization
 - a. Each trifold will include multiple parts as follows:
 - i. The center of your trifold will include your personality profile enlarged to size
 - ii. One wing of the trifold (*one on each side of the center panel*) will include information regarding possible career paths
 - iii. The other wing of the trifold will include after school plans/goals/hobbies + personal ethics statement

3. Aesthetics
 - a. Students are encouraged to personalize their trifolds using mounting papers, different colors, shapes, textures, etc.
 - b. Presentations need to be clear, well considered, and not rushed

4. Communication
 - a. Information is shared clearly, and confidently
 - b. Students have spent time preparing their talking points

5. Dress/Attitude
 - a. Students are dressed appropriately in business casual attire
 - b. Students display an attitude of gratitude, professionalism and genuine interest

Showcase Rubric

Name:	/100				
0 = no evidence	3 = little/some evidence			5 = clearly evident	
Personality Profile (<i>the required personality profile is included and is: well designed, of a correct scale, and appropriate</i>)	1	2	3	4	5
Career Option(s) (<i>2 possible career options are noted in a clear, concise manner on the correct portion of the trifold -- one of the side wings. Well-articulated insight and reflection from interview</i>) section description included	1	2	3	4	5
Post HS Plans/Goals (<i>after high school plans/goals are noted in a clear, concise manner on the correct portion of the trifold -- one of the side wings</i>) section description included	1	2	3	4	5
Personal Statement 3-2-1 (<i>as assigned and completed in class - GC</i>)	1	2	3	4	5
Personal Statement The Nudge (<i>as assigned and completed in class - GC</i>)	1	2	3	4	5
Organization (<i>the presentation is well ordered, coherent, and on topic</i>)	1	2	3	4	5
Aesthetics (<i>multiple types of methods have been used to present information including, but not limited to: colors, textures, shapes, etc.) -- the presentation is tidy and not rushed</i>)	1	2	3	4	5
Communication (<i>when necessary, information is shared in a clear manner including volume, posture, eye contact, and general body language</i>)	1	2	3	4	5
Dress (<i>care has been taken to ensure appropriate dress and grooming including, but not limited to: business casual dress, appropriate accessories, hairstyles, etc.</i>)	1	2	3	4	5
Attitude (<i>presenter attitude is appropriate and professional, displaying genuine interest in presentation of self both leading up to and during the event showcase</i>)	1	2	3	4	5
Comments:					

Section Descriptions:

1) Personality Profile:

For this section, you'll need to...

- Include at least (4/5) specifics from your personality test analysis in your synthesis project.
- List your traits and characteristics
- List multiple careers that align with your personality traits
- Reflection on what you have learned about yourself

2) Career Options:

For this section, you'll need to...

- Insight and Reflection from your interview project. Including who you interviewed, what you learned from them, etc.
- Include at least two (2) possible career paths you're interested in pursuing
- Have listed the following information about each career:
 - a. Training requirements for each profession
 - b. IF necessary, the average cost of training for each profession
 - c. Typical/average pay for each profession

(**TIP:** use your Career Interests & Exploration projects to transfer this information you've already gathered)

3) Post HS Plans / Goals / Hobbies:

For this section, you'll need to...

- Include multiple plans, goals, & hobbies for after high school - at least (3)
- These can include professional goals, personal goals, interests, etc.
- In addition to writing these on your board, you'll need to briefly be able to describe and discuss these goals if asked about them
- These should help us better understand you as an individual and what makes you "tick." Part of being a well-rounded person means developing professional **AND** personal qualities and skills

4) Personal Statements:

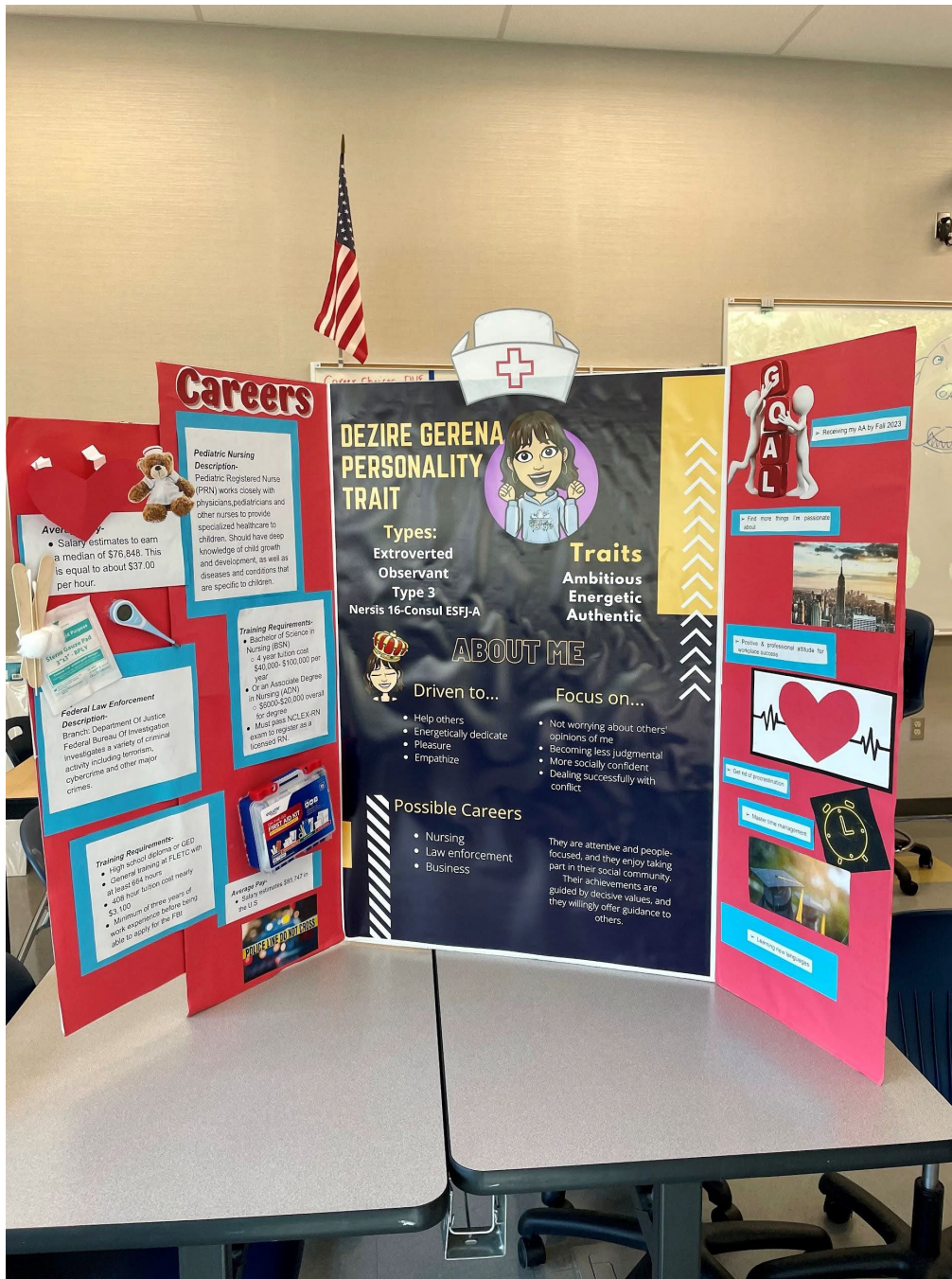
→ **3-2-1** – Three short ideas from you. Two quotes from others, 1 question you have for us to ponder.

→ **The Nudge** – List some people who gave you a nudge, who had a significant influence on you, but may not know it. How do you plan to thank them? How will you pay it forward... and nudge others?

(*Personal Statement Assignments in google classroom*)

Past Examples

(NOTE: you should follow the project rubric and not necessarily the provided examples. These examples are to illustrate the level of effort and care put into the assignment, not necessarily the specific content)



Post High School Plans/Goals


- Major in Business
- Minor in Photography
- Start a photography business
- Open a coffee shop

Adventure

- Backpacking
- Sailing
- Skiing

KURTIS JOHNSTON

Protagonist



purrrfect

Tend to be...

- Vocal about their values
- Sensitive and insightful
- Relate to others well


Motivations

Generally speaking, they are motivated by a sincere wish to do the right thing rather than a desire to manipulate or have power over other people. Even when they disagree with someone, Protagonists search for common ground.

8- The Challenger

Driven by a need to be strong and avoid feeling weak or vulnerable. This is often shown through their ability to lead with tendencies to be

- Commanding
- Intense
- Confrontational



Stay Golden

In work they want to maintain organization, handle details and work hard, work comes before play. Gold types are Loyal, Dependable, Prepared, Sensible, Punctual, Faithful, Organized, and Caring.

Fears
Being harmed or controlled by others

Desires
To protect themselves and others (to be in control of their own life and destiny)

Areas of Interest

- General Contractor
- Engineer
- Pilot
- Photographer
- Entrepreneur

Considered Careers


Entrepreneurship

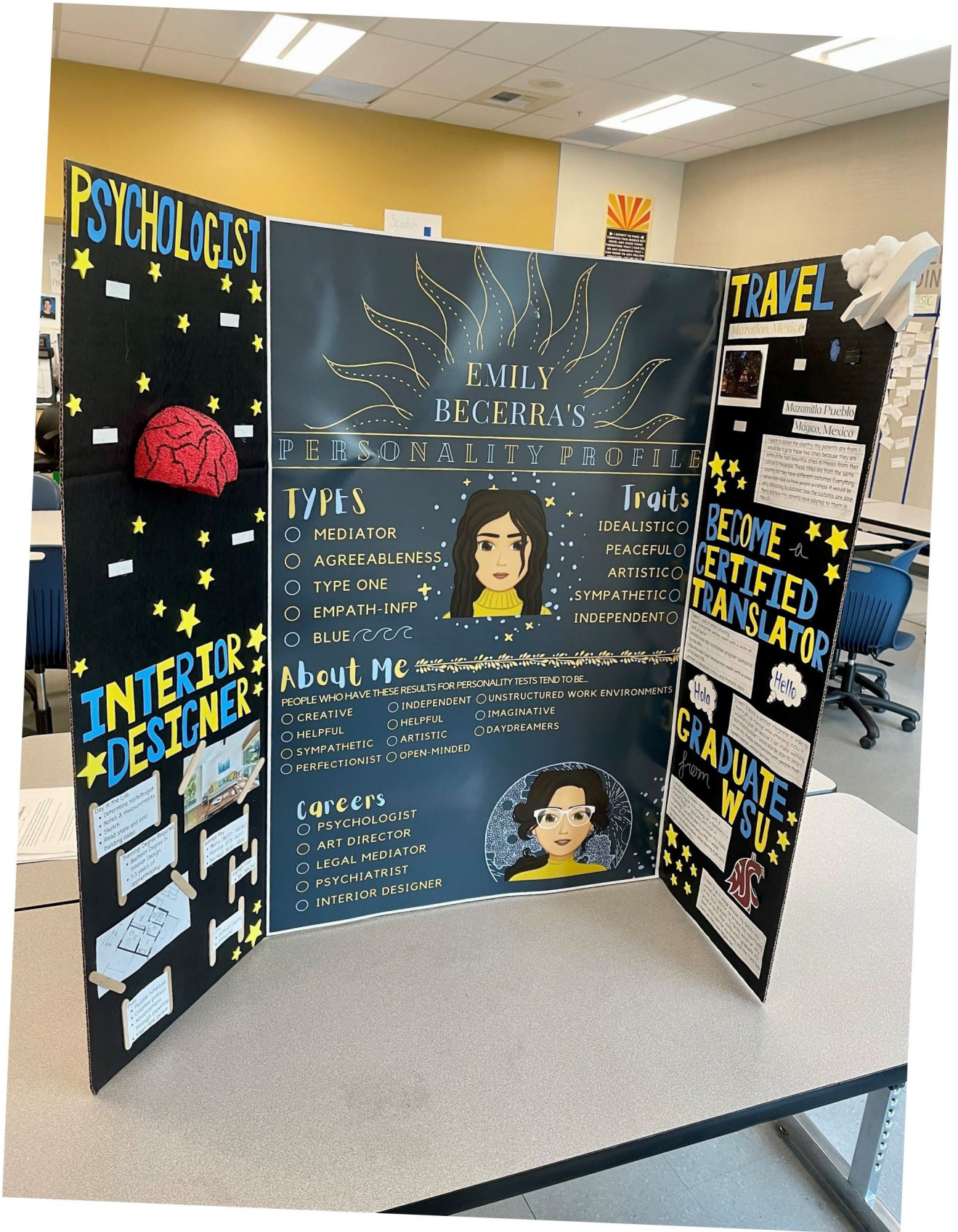
Coffee Shop

- No training required
- Business management training?
- Schooling Cost: 0 -> \$130,000
- Average Pay: \$76,140

General Contracting

- On site training or trade school
- Associate's degree in construction: \$1,200 -> \$18,000
- Average Pay: \$26,000 -> \$95,000






PSYCHOLOGIST



INTERIOR DESIGNER



EMILY BECERRA'S PERSONALITY PROFILE

TYPES

- MEDIATOR
- AGREEABLENESS
- TYPE ONE
- EMPATH-INFP
- BLUE



Traits

- IDEALISTIC
- PEACEFUL
- ARTISTIC
- SYMPATHETIC
- INDEPENDENT

About Me

PEOPLE WHO HAVE THESE RESULTS FOR PERSONALITY TESTS TEND TO BE...

- CREATIVE
- HELPFUL
- SYMPATHETIC
- PERFECTIONIST
- INDEPENDENT
- HELPFUL
- ARTISTIC
- OPEN-MINDED
- UNSTRUCTURED WORK ENVIRONMENTS
- IMAGINATIVE
- DAYDREAMERS

Careers

- PSYCHOLOGIST
- ART DIRECTOR
- LEGAL MEDIATOR
- PSYCHIATRIST
- INTERIOR DESIGNER



TRAVEL



Mazamitla Pueblo
Magico, Mexico

My parents are from Mazamitla, Mexico. They are very beautiful and they are very friendly. They are very helpful and they are very kind. They are very nice and they are very good. They are very smart and they are very hardworking. They are very brave and they are very strong. They are very beautiful and they are very kind. They are very nice and they are very good. They are very smart and they are very hardworking. They are very brave and they are very strong.

BECOME A CERTIFIED TRANSLATOR

Hello

GRADUATE WSU

from